

ERRATUM

In Still, Randerson & Fung (2004), three of the figures and legends were printed incorrectly on pages 1246 and 1249. The correct versions are printed below.

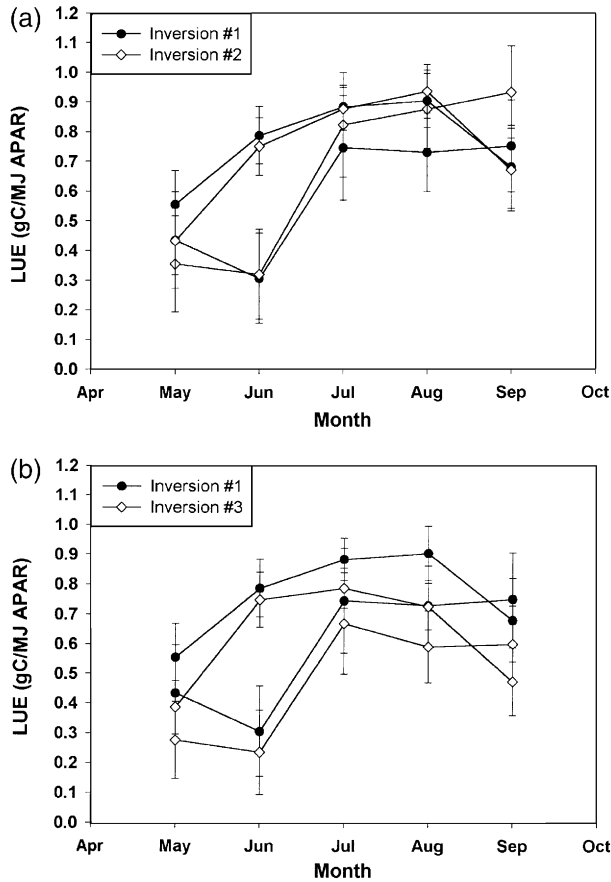


Fig. 2 (a) Inferred LUE ( $\text{gC MJ}^{-1}$  APAR) for boreal regions (1,2) for the base inversion (#1) and the scenario with alternate HR (RP95) field (inversion #2). Inversion #1 is represented by filled circles for both basis regions, and inversion #2 is given by open diamonds for both basis regions. (b) Inferred LUE ( $\text{gC MJ}^{-1}$  APAR) for boreal regions (1, 2) for the base inversion (#1) and the scenario with alternate APAR (FASIR–NDVI) field (inversion #3). Inversion #1 is represented by filled circles for both basis regions, and inversion #3 is given by open diamonds for both basis regions.

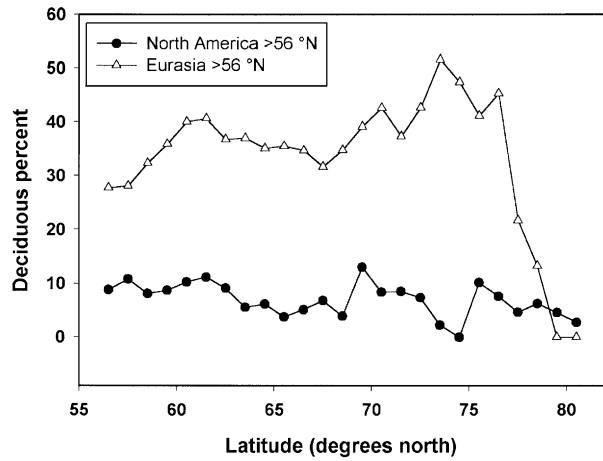


Fig. 3 The average percent cover of deciduous vegetation for land regions north of  $56^\circ\text{N}$ . North America is represented by filled circles, Eurasia by open triangles. This figure is calculated using the fields of DeFries *et al.* (1999)

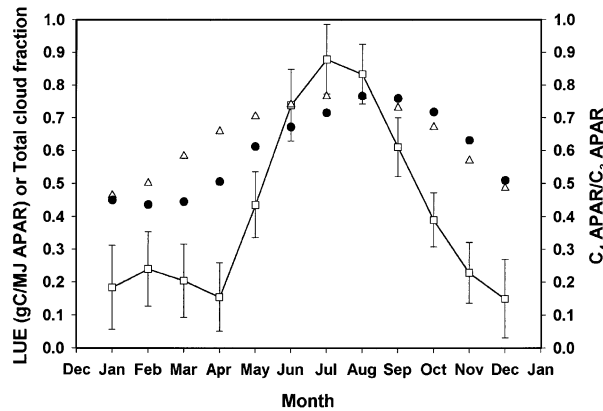


Fig. 4 Inferred growing season LUE ( $\text{gC MJ}^{-1}$  APAR) with SD for all land between  $0^\circ\text{N}$  and  $24^\circ\text{N}$  (open squares) averaged across the four inversion experiments. Also plotted are the average total cloud cover fraction (Rossow *et al.*, 1996) weighted by vegetated area (DeFries *et al.*, 1999) and the ratio of  $\text{C}_4$  APAR to  $\text{C}_3$  APAR (Still *et al.*, 2003) in open triangles and filled circles, respectively. The correlation coefficient between LUE and cloud cover fraction is 0.85, and the coefficient between LUE and  $\text{C}_4/\text{C}_3$  APAR is 0.82.

Reference

Still CJ, Randerson JT, Fung IY (2004) Large-scale plant light-use efficiency inferred from the seasonal cycle of atmospheric  $\text{CO}_2$ . *Global Change Biology*, 10, 1240–1252.